



WHAT IT MEANS TO BE A WITCH

GRIMOIRE

Created by:

BRITTANY ROSE & MEG RESNICK

TYPES OF SPELLS

Spells are using tools, intentions, and natural elements to raise and aligning energy to align with a specific goal or purpose.

CONSECRATION Clearing and attuning energy of objects for spells. Dedicating an object for a purpose.

PROTECTION Spells done to turn away negative and harmful energies.


DIVINATION Connecting with spirits, guides, internally and with tools to receive information.

CANDLE Enchanting a candle for a specific purpose.

MIRROR Mirrors can be used for protection, scrying, creating a portal for spirits, and glamours

CONTAINERS Jars and bags filled with herbs, crystals, intentions, and symbols

BURNING Burning things to represent what you want to release.



RITUALS

Rituals are working with the energy that already exists, by following the cycles of the year.



FIRST OF Blow cinnamon through front door to call in abundance.

THE MONTH Cleanse your space with sage, smudge sticks or salt

NEW MOON Set intentions about what you want to manifest.

FULL MOON Release what is no longer serving you.

HERBS



Basil- courage, attracting money, protection, uplifting your spirit

Bay Leaf- wishes, protection, success, strength, success, wisdom

Cinnamon- abundance, prosperity, and success

Chamomile- love, sleep, protection, purification, stress relief

Clove- good luck, success, positive energy

Dandelion- summon spirits, divination, wishes, healing, purification

Dill- Success, abundance, love, protection

Feverfew- good health

Ginger- increase power of spell, success, money, love, power

Honeysuckle- confidence, success, financial abundance, enhances intuition

Lavender- peace, love, happiness, patience, ability to manifest desires

Lady's Mantle- to increase power in any magical working

Mint- fertility, protection, abundance, positive energy

Rosemary- mental clarity and purification, sleep

Rose- psychic abilities, love, healing

Sage- cleansing, uplifting, purification

Sandalwood- protection, healing, success, helps raise vibration

COLORS

Red-love, passion, physical health, strength and courage

Orange- energy, attraction, vitality, creativity

Yellow- intellect, inspiration, imagination, joy

Green- abundance, health, growth, fertility, luck

Blue- peace, protection, truth, wisdom, patience

Violet- intuition, spiritual connection, divination

White- purification, clarity, peace

Black- Banishing/releasing negative energy, protection

Pink- friendship, connection, self love, spiritual healing



CRYSTALS

Tiger's Eye- Helps increase courage and personal power. It activates the first three chakras to help you remain grounded and supported during times of stress. It can aid you in developing a deeper understanding of yourself.

Carnelian- Helps increase courage, vitality, sexuality, action taking, and confidence. This helps to activate the first three chakras to increase life force and creative energies.

Citrine- This is the stone of happiness, light, and abundance. It is a powerful manifesting stone and attracts prosperity.

Aventurine- This is a very lucky stone and also powerful healer. It can help you increase wealth and increase your chances of success in all situations.

Amethyst- Natural stress reliever, attracts positive energy and assists people with spiritual growth. It is a protective stone.

Selenite- Unblocks stagnant energy, magnifies the energy of other stones, assists people with spiritual communication.

Quartz- Energizes and activates chakras, amplifies energy of people and other stones.

Lapis Lazuli- Activates the third eye and throat chakras to enhance intuition, access to spiritual guidance, and ability to speak your truth.

Rose Quartz- Strengthens all forms of love, facilitates joy, emotional healing, increases hope, calm, and feelings of peace.

MOON PHASES



NEW MOON Setting new intentions, planting energetic seeds

WAXING CRESCENT Growing roots, taking steps toward your goals

FIRST QUARTER MOON Clearing blocks toward goals and taking action toward goals

WAXING GIBBOUS MOON Refine your plan and align closer to your intentions

FULL MOON Celebrating your achievements, expressing gratitude, reflecting on progress

WANING GIBBOUS MOON Releasing old patterns and habits and reflecting on lessons

LAST QUARTER MOON Reflecting on past cycle, forgiveness, and releasing the past

WANING CRESCENT MOON Resting, relaxing, restoring your energy and surrendering to the Universe.

ELEMENTS

♁ EARTH

Direction: North

Colors: Green, Brown, Black

Zodiac Signs: Taurus, Virgo, Capricorn

Tarot: Pentacles

Chakra: Root

Magickal Tools: pentacles/pentagram, salt, stones, cords, dirt

Correspondences: physical body, safety, security, abundance, physical world, grounding, fertility, rebirth

Spell types: burying, cord magic, programming crystals, magnetic spells

Planets: Venus, Saturn

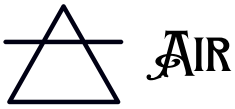
Deities: Gaia, Persephone, Terra

Energy Type: Feminine

Herbs: Includes, but not limited to: Mugwort, Patchouli, Basil, Rosemary, Thyme, Sage

Crystals: Moss Agate, Emerald, Jade, Peridot, Malachite, Obsidian, Black Tourmaline, Jet, Petrified Wood





Direction: East

Colors: Yellow, gold, white, pastels

Zodiac Signs: Gemini, Libra, Aquarius

Tarot: Swords

Chakra: Heart

Magickal Tools: athame, sword, incense, wand

Correspondences: intellect, ideas, inspiration

Spell types: divination, visualization, and wind magick

Planets: Mercury, Jupiter

Deities: Zues, Morrigan, Hermes, Boreas

Energy Type: Masculine

Herbs: Bergamot, lavender, peppermint, pine, sage, frankincense, myrrh

Crystals: Flourite, Moonstone, Blue Lace Agate, Selenite, Citrine, Golden Topaz



ELEMENTS



Direction: South

Colors: Red, yellow, orange, gold, crimson

Zodiac Signs: Aries, Leo, Sagittarius

Tarot: Wands

Chakra: Solar Plexis

Magickal Tools: candles, smudge sticks, incense, firepit

Correspondences: transformation, action, power, passion

Spell types: burning/releasing ceremonies, cleansing, candle magick, love, power, protection

Planets: Sun, Mars


Deities: Vesta, Brigid, Freya, Morrigan, Hecate

Energy Type: Masculine

Herbs: Cinnamon, cloves, ginger, chilis, nettle, orange, thistle, coffee

Crystals: Fire Opal, Fire Agate, Ruby, Garnet, Hematite, Bloodstone, Sunstone





WATER

Direction: West

Colors: Blue, silver, white, gray, seafoam, aquamarine

Zodiac Signs: Pisces, Scorpio, Cancer

Tarot: Cups

Chakra: Sacral

Magickal Tools: chalice, cauldron, bowl, water

Correspondences: emotion, intuition, subconscious

Spell types: lucid dreaming, cleansing, ritual bath, healing, developing psychic ability and enhancing intuition.

Planets: Moon, Neptune, Pluto

Deities: Oshon, Davey Jones, Danu, Poseidon, Nerus


Energy type: Feminine

Herbs: Seaweed, aloe, fern, water lily, lotus, moss, gardenia, catnip, cattail, eucalyptus, lilac

Crystals: Aquamarine, Blue Calcite, Turquoise, Azurite, Amethyst, Blue Topaz, pearls, Coral



ELEMENTS



SPIRIT

Direction: Central

Colors: White, Silver, Purple, Black

Zodiac Signs: All

Tarot: Major Arcana

Chakra: throat, third eye, crown

Magickal Tools: Besom, Circle, Clear Quartz, Cords, Familiars, Infinity Symbol, Rainbows

Correspondences: Transcendence, joy, hope, wholeness, self-awareness, transformation, ascension, harmony, mystery

Spell types: Astral projection, protection (of ones soul), divination, ascension

Planets: The whole Universe

Deities: All

Energy Type: Nonbinary

Herbs: Mistletoe, poplar, oak, chestnut, ash, cannabis, tobacco, lotus

Crystals: Quartz, Pearl, Opal, Amethyst



CASTING A CIRCLE



In Witchcraft casting a circle is a foundational practice that helps to create a sacred, safe space for their magickal work. This space can also act as a protective barrier or boundary between the physical and spiritual realms that keeps out any negative or unwanted energy. It also can be thought of as a space where the limits of the physical world fade away, where time and space do not exist. Within this sacred space a witch can perform rituals/spells or gain unobstructed focus to connect with higher powers. Once the magickal work is complete, the witch can “close” the circle to seal in the power of that spell and return to a normal state where energy can flow freely.

TO CAST A CIRCLE:

Cleanse: Cleanse yourself and the area physically and spiritually. Spiritual cleansing often looks like smudging or sound bathing. For smudging you can burn palo santo, sage or any other cleansing herb (incense or bundled). For sound bathing you could use bells or gongs or bowls to allow the sound itself to purify the energy.

Gather tools:

1. Salt water or sea salt (you can also imagine and circle of white light, flames or a bubble, can use cords, or natural items like flowers or sticks/dirt as your boundary).
2. Athame (ritual knife), wand or your finger works fine!
3. Candles
4. Crystals
5. Incense/herb bundle
6. Matches
7. Compass

Set your intention: Focus on what you want to manifest or transform through your work in the circle. Your intention is key within this work. It helps you to control and boost the energy. Ground yourself by visualizing source energy coming up through the earth through you, and from the sky (it feels like pulling the energy towards you).

Call the corners: Starting with your compass find the east point and draw the circle (clockwise) with your finger, athame or wand and say “Guardians of the east and the element of air, I summon you to guide and protect this sacred space and all work done within this circle, that it may be for the highest purpose and power for the greatest good of all” as you place your salt or sprinkle your salt water (or any tools you use to create the circle boundary material or visualized).

Do this for each element and its corresponding direction (when clockwise it would be: E,S,W,N) then say “This circle is cast, so above as below, so mote it be”.

Spell work/Ritual: Once you feel that the energy is present and the circle is secure, move on to your ritual or spell work, staying in the circle at all times.

Circle Closing: To close the circle, thank each element and direction for its energy and protection and reverse the order (counter clockwise) by saying “ Guardians of the North and the element of Earth, take with you my blessings and gratitude, I bid you farewell”. Do this for each Element and direction (when counter clockwise it would be: N, W, S, E). Then say “the circle is now closed and energy may flow freely as it did before”. Gather your tools and blow out any flames, your work is complete!



DATE _____

INTENTION _____

SUMMARY PHASE _____

TOOLS _____

RITUAL _____